



*Building On Solid Ground
Since 1962*



Your Team

- *Asphalt Driveway*
- *Belgium Blocks*
- *Concrete*
- *Drainage Work*
- *Brick Pavers*
- *Blue Stone*
- *Asphalt Testing*
- *Consulting*
- *Engineering*
- *Complete Masonry
Design Services*

Getting Familiar With Stasi Bros.

We here at Stasi Bros. Asphalt Corp. are a family owned and operated business. We began our business in 1962 as a landscaping company. By 1964 we had branched out and were doing Asphalt Driveways, Belgium Block, Concrete and Masonry. For 45 years we have been at the same location and remained one of the industry's leaders. We retain this status by keeping up to date with the state of the art equipment and materials, as well as employing only the finest craftsmen in the business. By setting high standards, we have been able to produce quality work, at reasonable prices.

Our fully staffed office consists of office managers, receptionists, architects, engineers, project managers and consultants, who are always on hand to help you to insure that our customers receive the finest job. We employ only the most seasoned field laborers, professional masons and the most experienced machine operators. In addition a Stasi family member is always on site to answer all your questions.

Because our business bears our family name, we take great pride in the work that we do. For over 45 years Stasi Bros. has served over 12,000 satisfied customers here on Long Island, as well as dozens of Municipal and Government Agencies.

Our goal is quality and the complete satisfaction of you, our customer.



Your Team

- *Asphalt Driveway*
- *Belgium Blocks*
- *Concrete*
- *Drainage Work*
- *Brick Pavers*
- *Blue Stone*
- *Asphalt Testing*
- *Consulting*
- *Engineering*
- *Complete Masonry Design Services*

Picking The Right Contractor For Your Job

1. Ask a friend or a neighbor for recommendations. See if your neighbor is happy with the quality of the workmanship, as well as the on-site and follow-up service.
2. Get an estimate from three different contractors. Please bear in mind, the lowest price may not be the best deal in the long run.
3. Call the Better Business Bureau. Even a good contractor may get a complaint or two out of the hundreds of jobs that they have done, but it is the contractor that is reported time and time again that you need to be wary of.
4. Ask plenty of questions:
 - How thick will the asphalt be? (Two inches at least).
 - Is it New York Department Of Transportation approved?
 - How heavy is your Roller? (It should be 3-5 tons)
 - Is the Stone Blend state approved?
 - Is Belgium Brick hand-picked?
 - Most important; What kind of guarantee does the contractor offer? Stasi Bros. Asphalt Corp. offers a three year written guarantee on New Driveway Construction.
 - Is brick set on cement base?
5. Get references.
6. Make sure sales tax is not charged (this is a home improvement).

This is a home improvement... your home improvement. If you pay a few dollars more for quality work, you've made the best deal.

Remember... The bitterness of poor quality remains long after the sweetness of low price is forgotten.



Your Options

Remove sidewalk and install new sidewalk, as per code in various towns or villages. For example if you lived in Westbury your town code would be:

5" Sidewalk

7" Aprons

No Wire

All concrete over 3 yards will be mixed with a truck barrel.

We will follow code as per town or village.

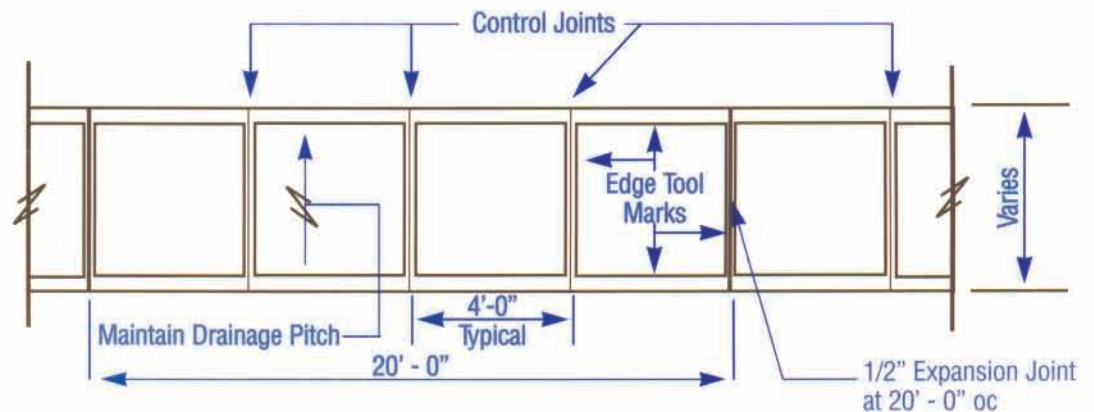
Class Of Paving For Residential Work

- **HEAVY DUTY PAVING**
 - 6" RCA Stone
 - 2" Compact Asphalt
 - All Materials Listed Are D.O.T. Approved
- **STANDARD DUTY PAVING**
 - 4" RCA Stone
 - 2" Before Compact Asphalt
- **LIGHT DUTY PAVING**
 - 3" RCA Stone
 - 1" Asphalt
 - This is Only For Walkways & Dog Runs

Class Of Resurfacing

- **HEAVY DUTY PAVING**
 - 2" Overlay
- **STANDARD DUTY PAVING**
 - 1-1/2" Overlay
- **LIGHT DUTY PAVING**
 - 1" Overlay

Typical Sidewalk Plan





Your Job

Driveway: Remove and regrade the driveway. Install 4" - 6" of stone base compact to approximately 95%. Install your 2" asphalt top coat, 6F or 1-A/C. Power Roll with a 3-5 ton roller.

Note: All of Stasi Bros. material for asphalt are N.Y.S.D.O.T. approved.

How Stasi Bros. Installs Driveways

STEP #1 REMOVALS

Removal of existing driveway and/or grass area.

STEP #2 STONE BLEND-RCA

Installing your Stone Blend. Stone Blend is your foundation.

STEP #3 BELGIUM BLOCK/BRICK

In a proper foundation, Belgium Block/Brick must be installed at the correct grade.

STEP #4 GRADING & ROLLING

Grade and regrade. Final grade will be set at day of asphalt installation.

Stone must be rolled until compact.

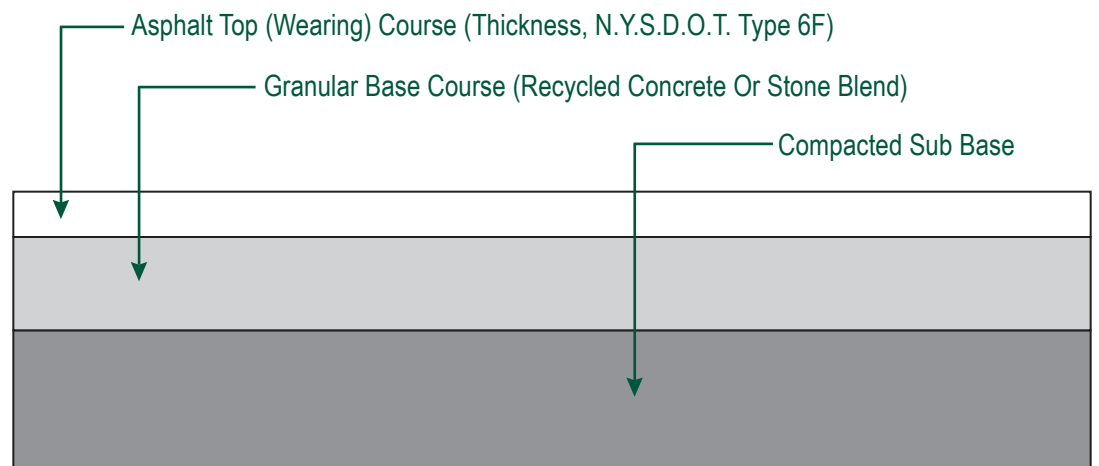
STEP #5 INSTALL ASPHALT

Install your new Asphalt. Finish top. Roll Asphalt until set up.

SEAL COAT (RECOMMENDED MAINTENANCE)

Seal Coat. Wait at least 6 months after new driveway installation.

Driveway





Your Job

Belgium Block/Brick may be used new/used/reset.

Belgium Block are also used as a driveway protection. For the edges, not just for looks.

Concrete for Belgium Block is approximately 6" - 8". It varies with every job. Mix part sand, part stone, and part cement. All joints will be in between every block, taper the first block into the sidewalk. Backfill the blocks for support.

MASONRY WORK

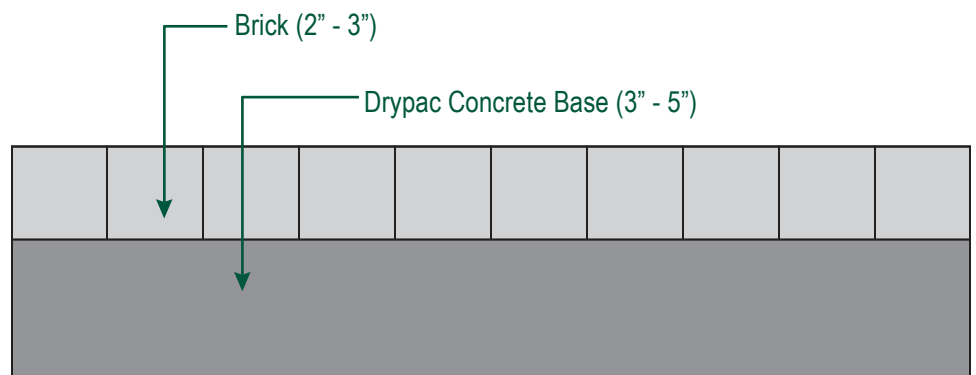
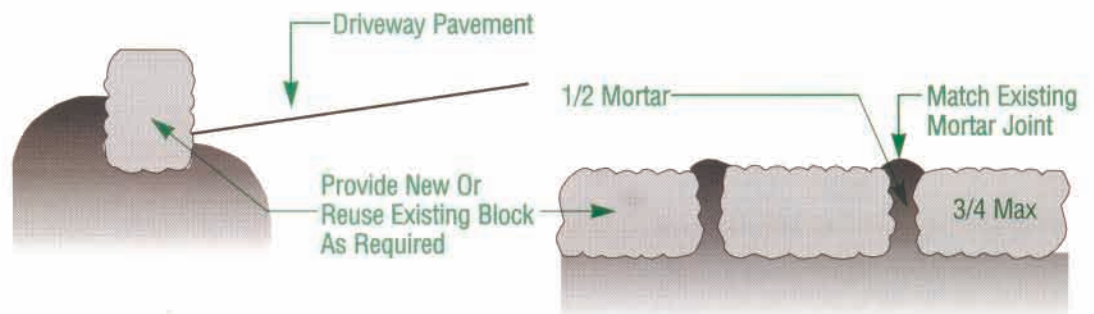
Steps/Walks/Patios/Walls/Borders

Our craftsman and designers are ready to help you create the perfect design and lay-out for your project.

We also have designers on staff ready to offer our customers a full line of consulting services. We offer complete designs for masonry, landscape, and lighting. Stasi Bros. offers free preliminary drawings of your project.

Stasi Bros. Asphalt Corp. will oversee your entire project for quality control. There is no need to deal with three or four different contractors for each project... with Stasi Bros., it's one on one.

Driveway Stone Block Curb







Your Design

Design Patterns


HOLLAND STONE (4" X 8")



Running Bond
100% Rectangle



90° Herringbone
100% Rectangle



Basketweave
100% Rectangle



45° Herringbone
100% Rectangle

BORDERS




Soldier Course




Sailor Course
(Running Course)


RUSTICO STONE (6" X 9" & 6" X 6")



Running Bond
60% Rectangle, 40% Square

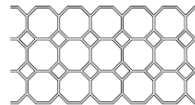


90° Herringbone
100% Rectangle



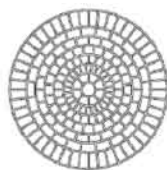
Modified Herringbone
75% Rectangle, 25% Square

OCTAGON COBBLESTONE

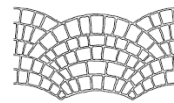


45° Runner
100% Cobblestone

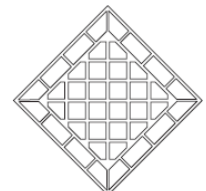
CIRCLE



Full Circle
100% Circle Kit



Fan
100% Circle Kit



Diamond
75% Square, 25% Rectangle



Your Design





Our Clients

- *Asphalt Driveway*
- *Belgium Blocks*
- *Concrete*
- *Drainage Work*
- *Brick Pavers*
- *Blue Stone*
- *Asphalt Testing*
- *Consulting*
- *Engineering*
- *Complete Masonry
Design Services*

A List of Clients Past & Present

City of Glen Cove
City of Long Beach
Town of Oyster Bay Housing
Town of Hempstead
Town of North Hempstead
Town of Oyster Bay
Village of Westbury
Village of Old Westbury
Village of Sands Point
Village of Island Park

Hempstead Water Dept.
Franklin Square Police Dept.
Glen Cove Police Dept.
Massapequa Fire Dept.
Syosset Fire Dept.
Westbury Fire Dept.
Westbury Water Dept.

The Estates in Manhasset
The Hamlet in Jericho
The Greens in Woodbury
The Horizon in Westbury
The Horizon in Roslyn

Various 7-11's
Various Burger Kings

School Districts

Copiague
East Meadow
Elmont
Hicksville
Lindenhurst
Locust Valley
Jericho
Levittown
Plainview
Massapequa
Bellmore-Merrick
North Shore
Syosset
Uniondale
Wheatley
Westbury

Engineers

Dvirka & Bartilucci
John Grillo
Sidney Bowne
School Construction Consultants
Vachris Engineering

These are a few of our over 12,000 satisfied customers...